

Pharmasmart

CORRECT NON-HAZARDOUS PHARMACEUTICAL
& SHARPS DUAL-DISPOSAL



Sharps are discarded objects or devices capable of cutting or penetrating the skin.

Non-Hazardous Pharmaceuticals are any non-empty medications that are not EPA Hazardous or DEA Controlled substances.

Items that **BELONG** in the Dual-Waste Collector

- ▶ Sharps
- ▶ All syringes
- ▶ Med vials
- ▶ Non-empty medicated IV bags
- ▶ Oral dose forms (Solid & liquid)
- ▶ Creams & Ointments*

*Non-Hazardous medications ONLY



Items should **NOT** be disposed of in this collector:

- ▶ Gloves
- ▶ Non-sharps
- ▶ Packaging
- ▶ Maintenance IVs (Saline, Dextrose, Lactated Ringers, etc.). Please drain, then dispose in solid waste



ALWAYS DISPOSE OF SHARPS & SHARPS SAFETY DEVICES INTO SHARPS COLLECTOR



ALWAYS CLOSE CONTAINER BEFORE MOVING OR REMOVING



NEVER THROW SHARPS INTO COLLECTOR

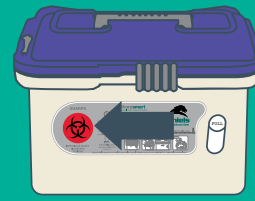


NEVER PUT HANDS INTO SHARPS COLLECTOR

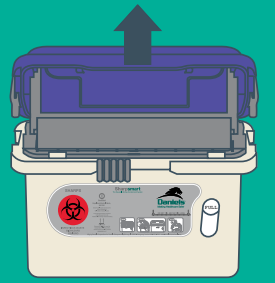
PLEASE NOTE Daniels Reusable Sharpsmart collectors **DO NOT** go into medical wastebins



OPEN

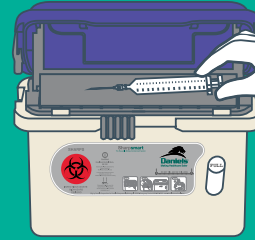


1 Slide the front lock to the left.

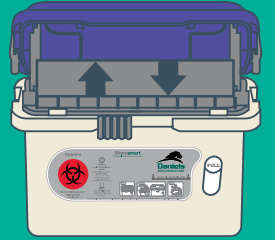


2 Lift lid until it locks open.

SYRINGE DISPOSAL

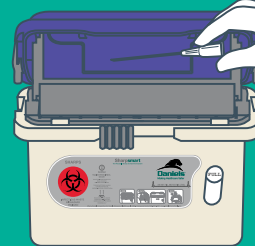


1 Drop syringes horizontally onto tray.

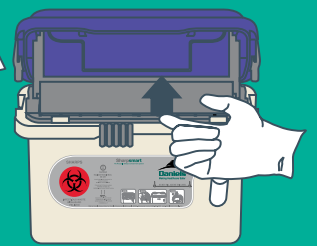


2 Tray will empty itself.

LIGHT SHARPS DISPOSAL

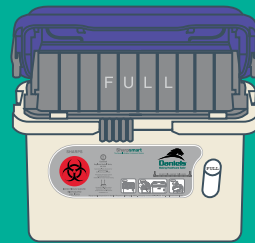


1 Drop syringes horizontally onto tray.




2 Manually lift the tray to empty.

FULL

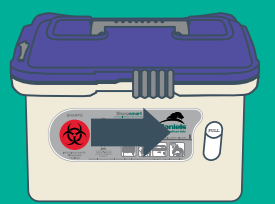


When the tray remains vertical, the container is full.

CLOSE

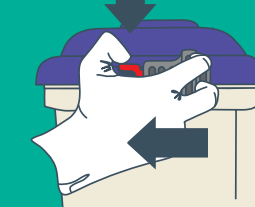


1 Press both side supports inward, and close lid.



2 Slide the front lock fully to the right.

LOCK



1 Depress red tabs.

NOTE: SIDE LOCKS ARE PERMANENT!

2 Slide locks completely forward & replace the container.